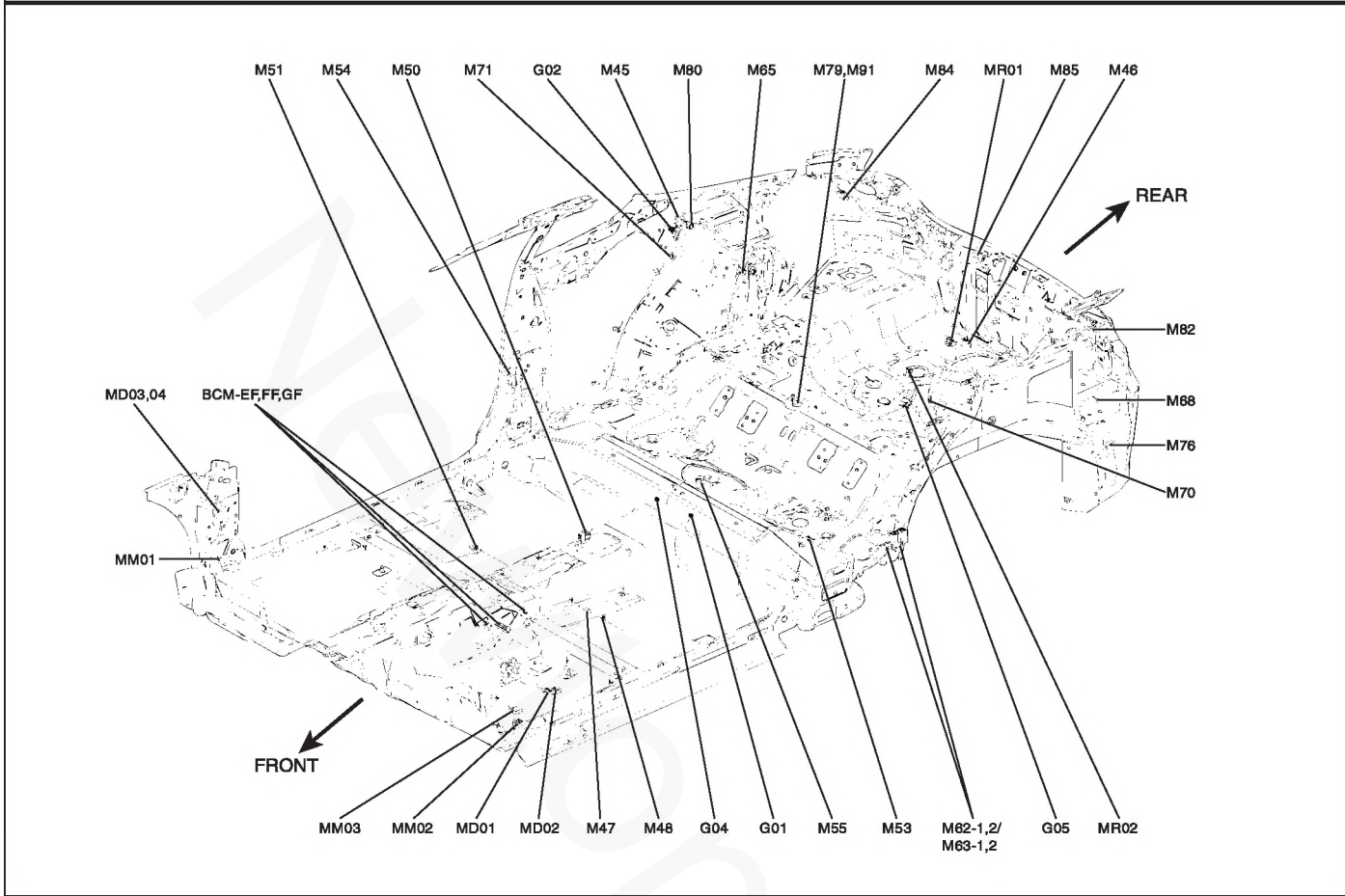


MAIN HARNESS

MAIN HARNESS (2)		HL-2	
MAIN HARNESS		SWITCH EXT. HARNESS	
M01-1	Multifunction switch	M41	Burglar alarm relay
M01-2	Multifunction switch	M42	Multi gauge unit
M01-3	Multifunction switch (Remocon SW)	BCM-HM	Connection with BCM MODULE harness
M04	Ignition switch	BCM-IM	Connection with BCM MODULE harness
M05	Key remind switch	BCM-JM	Connection with BCM MODULE harness
M06	Multipurpose check connector	BCM-KM	Connection with BCM MODULE harness
M07	Data link connector	BCM-LM	Connection with BCM MODULE harness
M10-1	Instrument cluster	EM01	Connection with ENGINE harness
M10-2	Instrument cluster	EM02	Connection with ENGINE harness
M10-3	Instrument cluster	MC01	Connection with CONTROL harness (2.0L)
M11	Digital clock	MC02	Connection with CONTROL harness (2.0L)
M13	Hazard switch	MC03	Connection with CONTROL harness (2.0L)
M16-1	Audio	MC101	Connection with CONTROL harness (2.7L)
M16-2	Audio remocon	MC102	Connection with CONTROL harness (2.7L)
M19-1	A/C control module (Auto A/C)	MC103	Connection with CONTROL harness (2.7L)
M19-2	A/C control module (Auto A/C)	MI01	Connection with GLOVE BOX LAMP harness
M20	A/C control module (Manual A/C)	MI03	Connection with A/C harness (Manual A/C)
M21	Blower switch (Manual A/C)	MI04	Connection with A/C harness (Manual A/C)
M23	ESC switch	MI05	Connection with A/C harness (Auto A/C)
M24	Steering angle sensor	MI06	Connection with A/C harness (Auto A/C)
M26	Vertical resistor (W/O ESC)	MM01	Connection with FLOOR harness
M27	Auto light sensor	MM02	Connection with FLOOR harness
M29	Rheostat	MM03	Connection with FLOOR harness
M31	Cigarette lighter	MM08	Connection with SWITCH EXT. harness
M33	Joint connector	G11	Ground
M34	Joint connector	G12	Ground
M35	Joint connector	G13	Ground
M36	Joint connector	G14	Ground
M37	Photo sensor (Auto A/C)	Z01	Diode
M39	Burglar alarm horn relay	Z02	Diode (Front fog lamp)
		M14	Front fog lamp switch
		M43	Left front seat warmer switch
		M44	Right front seat warmer switch
		MM08	Connection with MAIN harness



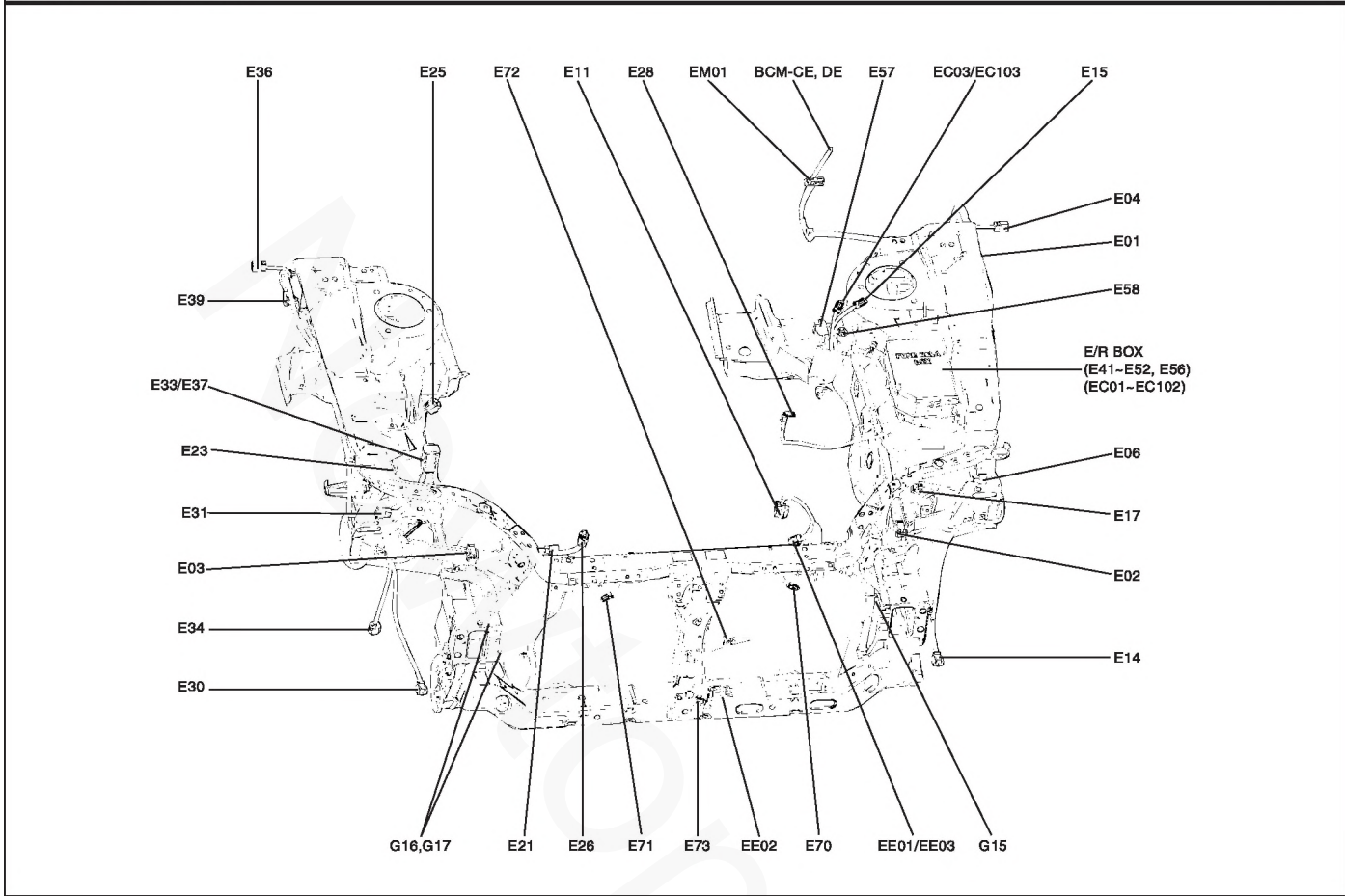
FLOOR HARNESS**FLOOR HARNESS (2)****HL-4****FLOOR HARNESS**

M45 Joint connector
M46 Joint connector
M47 Left front seat warmer
M48 Seat belt switch
M50 Parking brake switch
M51 Right front seat warmer
M53 Left door switch
M54 Right door switch
M55 Fuel sender & Fuel pump motor
M62-1 AMP #1 (J290)
M62-2 AMP #2 (J290)
M63-1 AMP #1
M63-2 AMP #2
M64 Left rear wheel sensor
M65 Right rear wheel sensor
M68 Sub woofer
M70 Left rear speaker
M71 Right rear speaker
M73 Luggage room lamp
M76 Rear intermittent wiper relay
M79 Fuel tank pressure sensor

ROOF HARNESS

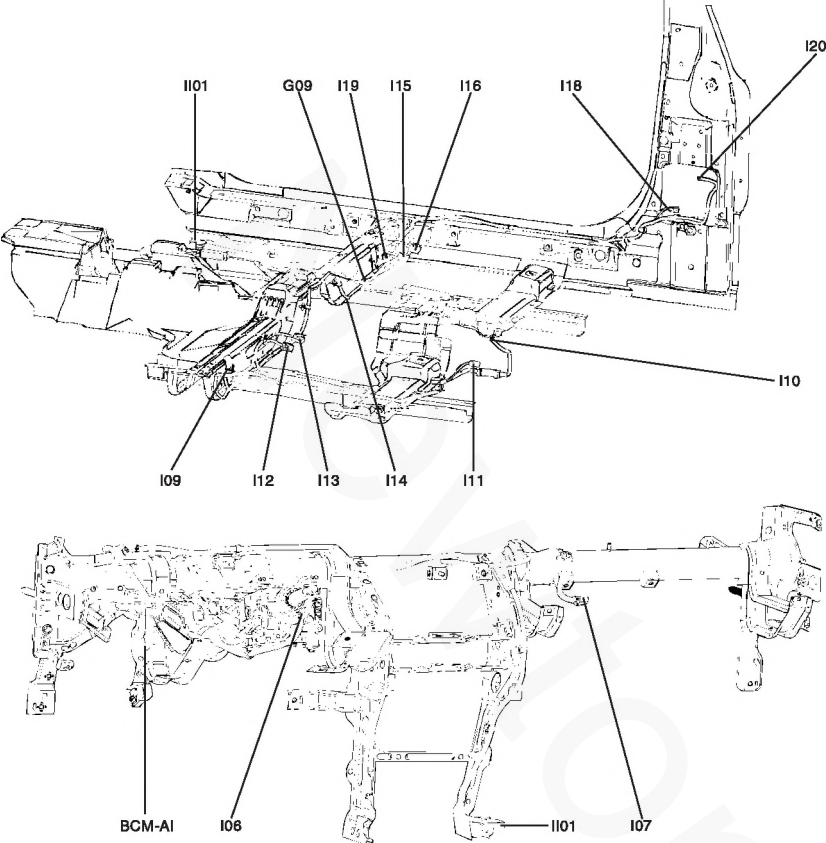
M95 Overhead console lamp
M96 Sunroof
M97 Sunroof controller
M98 Electronic chrome mirror
M99 Sunroof motor
BCM-MR Connection with BCM MODULE harness

M80 Humidity sensor (Auto A/C)
M82 Left rear combination lamp
M84 Right rear combination lamp
M85 License lamp & Rear fog lamp
M91 Canister close valve
BCM-EF Connection with BCM MODULE harness
BCM-FF Connection with BCM MODULE harness
BCM-GF Connection with BCM MODULE harness
MD01 Connection with LEFT DOOR harness
MD02 Connection with LEFT DOOR harness
MD03 Connection with RIGHT DOOR harness
MD04 Connection with RIGHT DOOR harness
MM01 Connection with MAIN harness
MM02 Connection with MAIN harness
MM03 Connection with MAIN harness
MM06 Connection with CANISTER EXT. harness
MR01 Connection with TAIL GATE EXT. harness
MR02 Connection with TAIL GATE EXT. harness
G01 Ground
G02 Ground
G04 Ground
G05 Ground



ENGINE HARNESS

ENGINE HARNESS (2)		HL-6	
ENGINE HARNESS		BATTERY HARNESS	
E01	Left front wheel sensor	E45	Horn relay
E02	Left head lamp	E46	Front wiper relay
E03	Right head lamp	E47	Front fog lamp relay
E04	Left side repeater lamp	E48	Head lamp relay (LOW)
E06	Left turn signal lamp	E49	Fuel pump relay
E11	Radiator fan motor	E50	A/C relay
E14	Left front fog lamp	E51	Head lamp relay (HIGH)
E17	Burglar alarm horn	E52	Condenser fan relay #1
E20-1	Generator (B+) (2.0L)	E56	Joint connector
E20-2	Generator (L) (2.0L)	E57	DRL control module
E21	Condenser fan motor	E58	DRL resistor
E23	ESC air bleeding connector	BCM-CE	Connection with BCM MODULE harness
E25	Triple switch (2.0L)	BCM-DE	Connection with BCM MODULE harness
E26	Triple switch (2.7L)	EC01	Connection with CONTROL harness (2.0L)
E28	Battery (B+) terminal (2.7L)	EC02	Connection with CONTROL harness (2.0L)
E28-1	Battery (B+) terminal (2.0L)	EC03	Connection with CONTROL harness (2.0L)
E30	Right front fog lamp	EC101	Connection with CONTROL harness (2.7L)
E31	Right turn signal lamp	EC102	Connection with CONTROL harness (2.7L)
E33	ESC module	EC103	Connection with CONTROL harness (2.7L)
E34	Front & rear washer motor	EE01	Connection with BATTERY harness (2.7L)
E36	Right side repeater lamp	EE02	Connection with ENGINE EXT. harness
E37	ABS control module	EE03	Connection with BATTERY harness (2.0L)
E39	Right front wheel sensor	EM01	Connection with MAIN harness
E41	Start relay	EM02	Connection with MAIN harness
E42	Engine control relay	G15	Ground
E43	Condenser fan relay #2	G16	Ground
E44	Radiator fan relay	G17	Ground
		ENGINE EXT. HARNESS	
		E61-1	Generator (B+) (2.7L)
		E61-2	Generator (L) (2.7L)
		E62	Start solenoid (2.7L)
		E63	Start motor (B+) (2.7L)
		E67	Start solenoid (2.0L)
		E68	Start motor (B+) (2.0L)
		EE01	Connection with ENGINE harness(2.7L)
		EE03	Connection with ENGINE harness(2.0L)
		E70	Left horn
		E71	Center horn
		E72	AQS sensor (Auto A/C)
		E73	Ambient temperature sensor
		EE02	Connection with ENGINE harness



AIR BAG HARNESS

- I09 Driver satellite sensor
- I10 Driver seat belt pretensioner
- I12 Driver side air bag
- I13 Driver seat belt buckle switch
- I14 SRS control module
- I15 Passenger seat belt buckle switch
- I16 Passenger side air bag
- I19 Passenger satellite sensor
- I20 Passenger seat belt pretensioner
- I101 Connection with AIR BAG EXT. harness
- G09 Ground

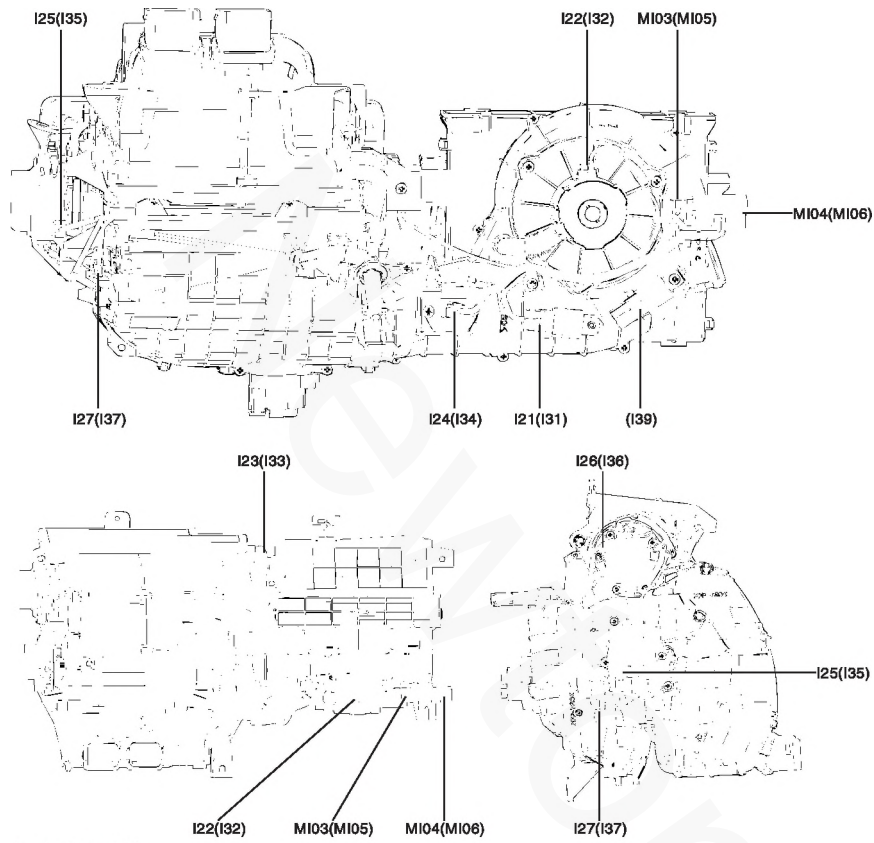
AIR BAG EXT.HARNESS

- I06 Driver air bag
- I07 Passenger air bag
- I101 Connection with AIR BAG harness
- BCM-AI Connection with BCM MODULE harness

GLOVE BOX LAMP HARNESS

- I01 Glove box lamp
- I02 Glove box lamp switch #1
- I03 Glove box lamp switch #2
- MI01 Connection with MAIN harness

A/C HARNESS (1)



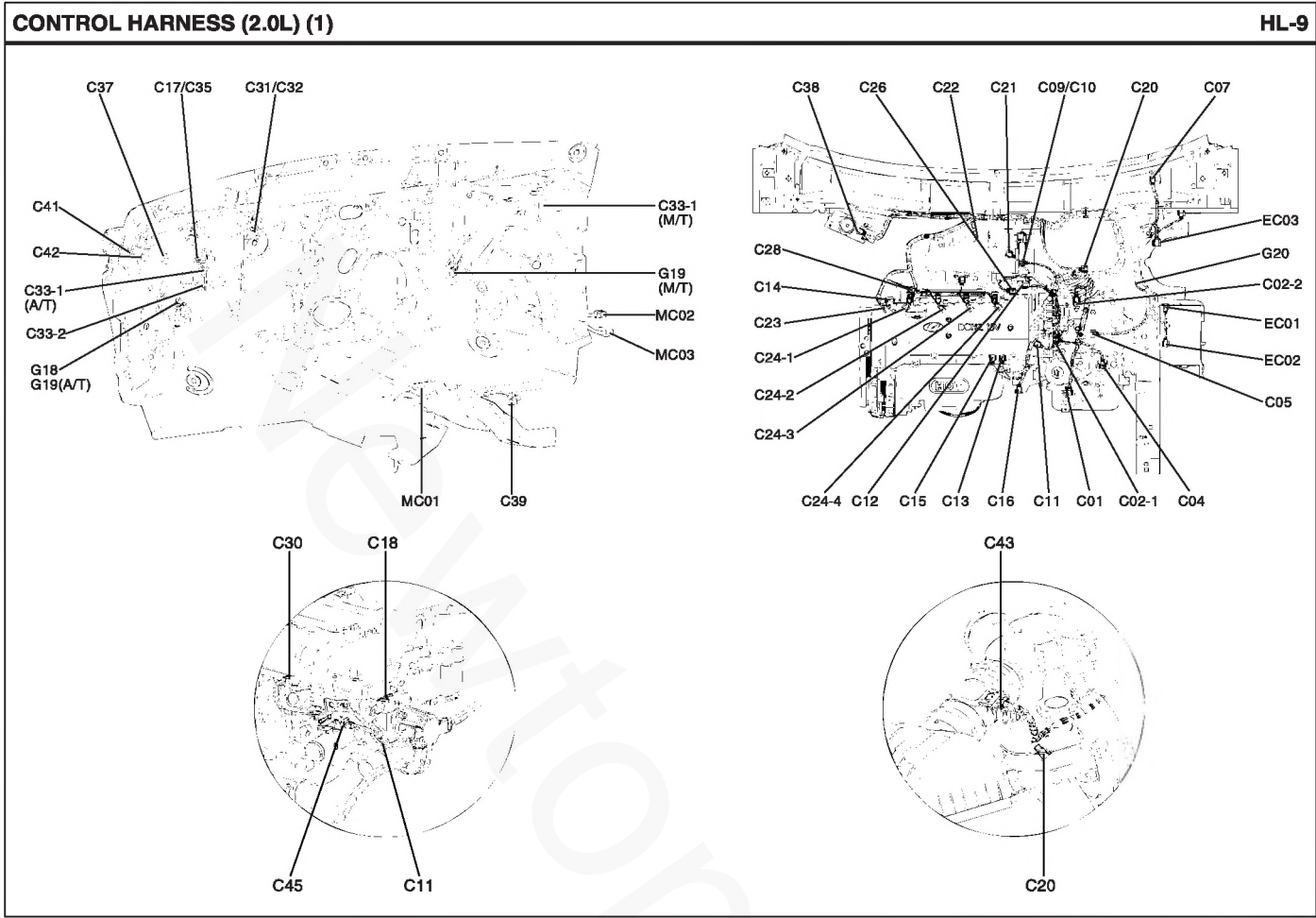
MANUAL A/C HARNESS

I21	Blower relay
I22	Blower motor
I23	Intake actuator
I24	Blower resistor
I25	Temperature actuator
I26	Blend door actuator
I27	Thermostatic switch (Thermistor)
MI03	Connection with MAIN harness
MI04	Connection with MAIN harness

AUTO A/C HARNESS

I31	Blower relay
I32	Blower motor
I33	Intake actuator
I34	Power transistor
I35	Temperature actuator
I36	Blend door actuator
I37	Thermostatic switch (Thermistor)
I39	High blower relay
MI05	Connection with MAIN harness
MI06	Connection with MAIN harness

() : Auto A/C



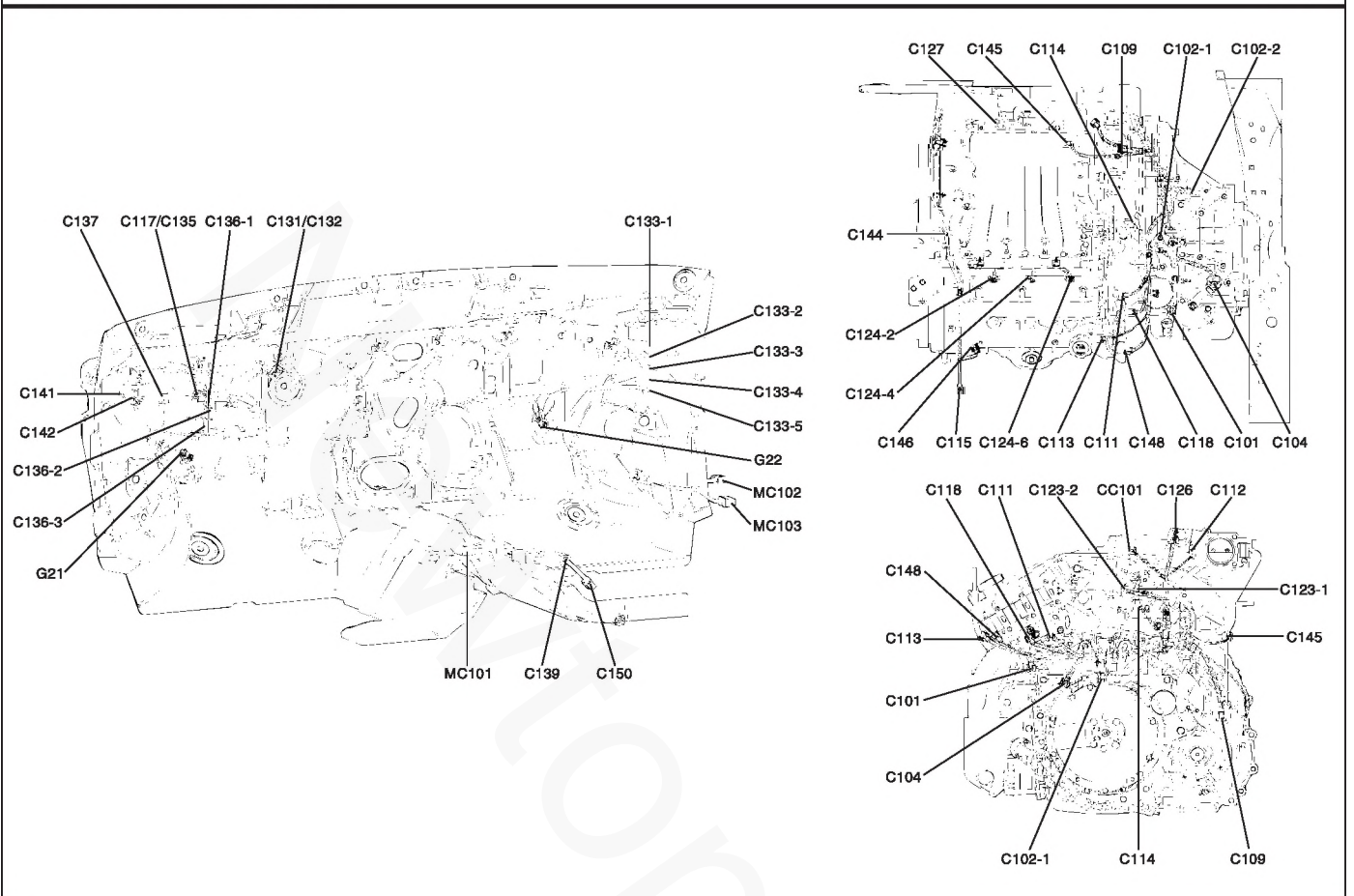
CONTROL HARNESS**CONTROL HARNESS (2.0L) (2)****HL-10****CONTROL HARNESS**

C01	Transaxle range switch	C28	A/C compressor
C02-1	A/T pulse generator 'A'	C29	Hood switch
C02-2	A/T pulse generator 'B'	C30	Oil control valve (OCV)
C04	ATM solenoid valve	C31	Stop lamp switch (W/O ESC & Cruise)
C05	Back-up lamp switch (5M/T)	C32	Stop lamp switch (With ESC & Cruise)
C07	Front wiper motor	C33-1	PCM
C09	Vehicle speed sensor (A/T)	C33-2	PCM
C10	Vehicle speed sensor (M/T)	C35	Cruise clutch pedal position switch (M/T)
C11	Engine coolant temperature sensor & sender	C37	A/T control relay
C12	Throttle position sensor	C38	Cruise control module
C13	Crankshaft position sensor	C39	Sport mode switch
C14	Camshaft position sensor	C41	Joint connector
C15	Oil pressure switch	C42	Joint connector
C16	Oxygen sensor (UP)	C43	Mass air flow sensor
C17	Ignition lock switch	C45	Oil temperature sensor
C18	Ignition coil	C50	G-YAW sensor (With ESC)
C20	Brake fluid level sensor	C51	Pressure sensor (With ESC)
C21	Canister purge solenoid valve	EC01	Connection with ENGINE harness
C22	Oxygen sensor (DOWN)	EC02	Connection with ENGINE harness
C23	Knock sensor	EC03	Connection with ENGINE harness (With ESC)
C24-1	Injector #1	MC01	Connection with MAIN harness
C24-2	Injector #2	MC02	Connection with MAIN harness
C24-3	Injector #3	MC03	Connection with MAIN harness
C24-4	Injector #4	G18	Ground (PCM)
C26	Idle speed control actuator	G19	Ground (ECM)
		G20	Ground (CONTROL)

CONTROL HARNESS

CONTROL HARNESS (2.7L) (3)

HL-11



CONTROL HARNESS**CONTROL HARNESS (2.7L) (4)****HL-12****CONTROL HARNESS**

C101 Transaxle range switch
C102-1 A/T pulse generator 'A'
C102-2 A/T pulse generator 'B'
C104 ATM solenoid valve
C105 Back-up lamp switch (5M/T)
C106 Back-up lamp switch (6M/T)
C107 Front wiper motor
C109 Vehicle speed sensor (A/T & 6M/T)
C110 Vehicle speed sensor (5M/T)
C111 Engine coolant temperature sensor & sender
C112 Throttle position sensor
C113 Crankshaft position sensor
C114 Camshaft position sensor
C115 Oil pressure switch
C117 Ignition lock switch
C118 Ignition coil
C120 Brake fluid level sensor
C121 Canister purge solenoid valve
C123-1 Knock sensor #1
C123-2 Knock sensor #2
C124-2 Injector #2
C124-4 Injector #4
C124-6 Injector #6
C125 Mass air flow sensor
C126 Idle speed control actuator
C127 Intake air temperature sensor
C128 A/C compressor
C129 Hood switch
C131 Stop lamp switch (W/O ESC & Cruise)
C132 Stop lamp switch (With ESC & Cruise)
C133-1 ECM
C133-2 ECM

C133-3 ECM
C133-4 ECM
C133-5 ECM
C135 Cruise clutch pedal position switch(M/T)
C136-1 TCM
C136-2 TCM
C136-3 TCM
C137 A/T control relay
C138 Cruise control module
C139 Sport mode switch
C141 Joint connector
C142 Joint connector
C144 Power steering switch
C145 Oxygen sensor (B1/S1)
C146 Oxygen sensor (B2/S1)
C147 Oxygen sensor (B1/S2)
C148 Oxygen sensor (B2/S2)
C150 G-YAW sensor (With ESC)
C151 Pressure sensor (With ESC)
CC101 Connection with INJECTOR harness
EC101 Connection with ENGINE harness
EC102 Connection with ENGINE harness
EC103 Connection with ENGINE harness (With ESC)
MC101 Connection with MAIN harness
MC102 Connection with MAIN harness
MC103 Connection with MAIN harness
G21 Ground (TCM)
G22 Ground (ECM)
G23 Ground (CONTROL)
G24 Ground (ENGINE)

INJECTOR HARNESS

C124-1 Injector #1
C124-3 Injector #3
C124-5 Injector #5
CC101 Connection with CONTROL harness

